



Photo credit: SHLC Bangladesh, 2020

Dhaka & Khulna city

Reimagining Inclusive Economic Futures

The GCRF Centre for Sustainable, Healthy and Learning Cities and Neighbourhoods (SHLC) project, Bangladesh

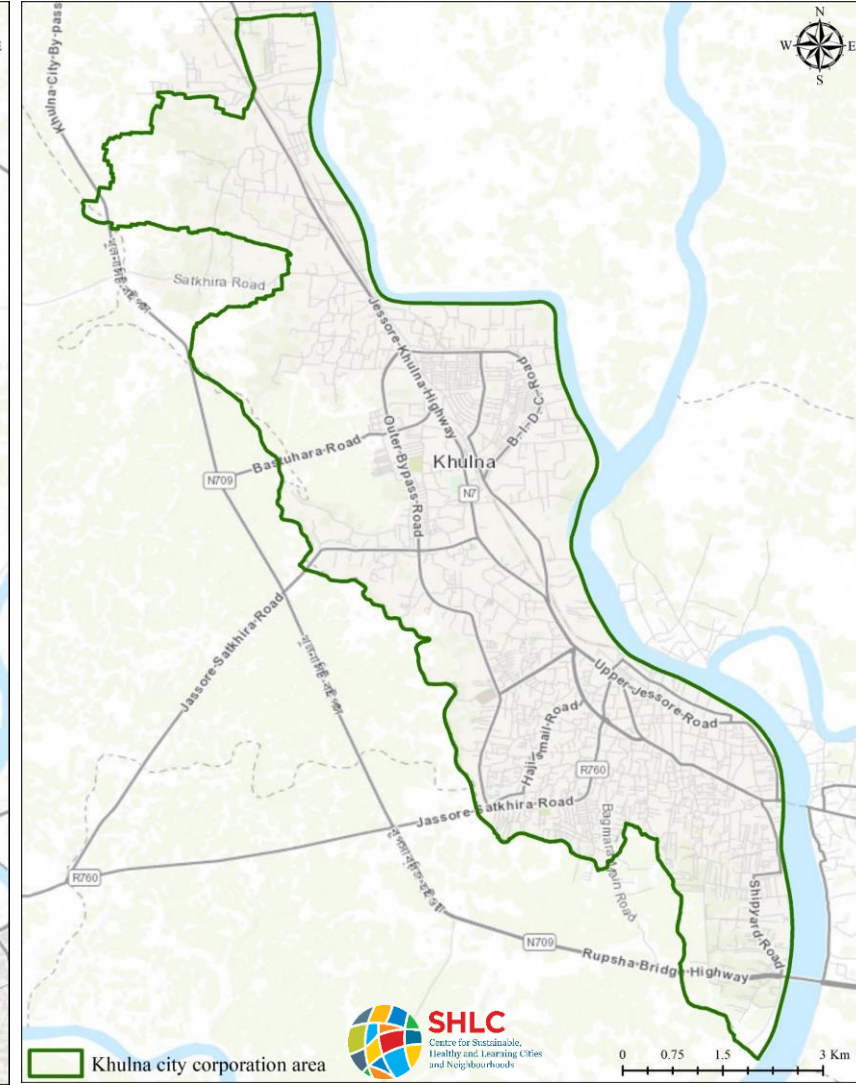
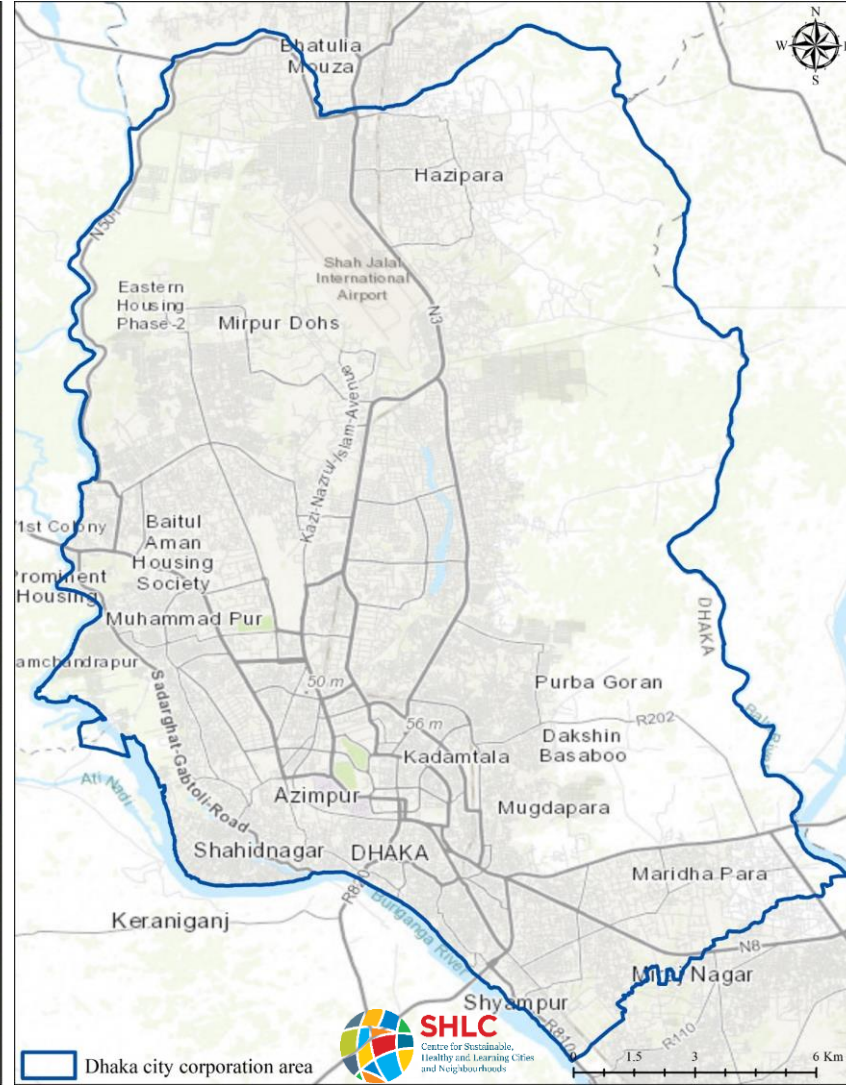
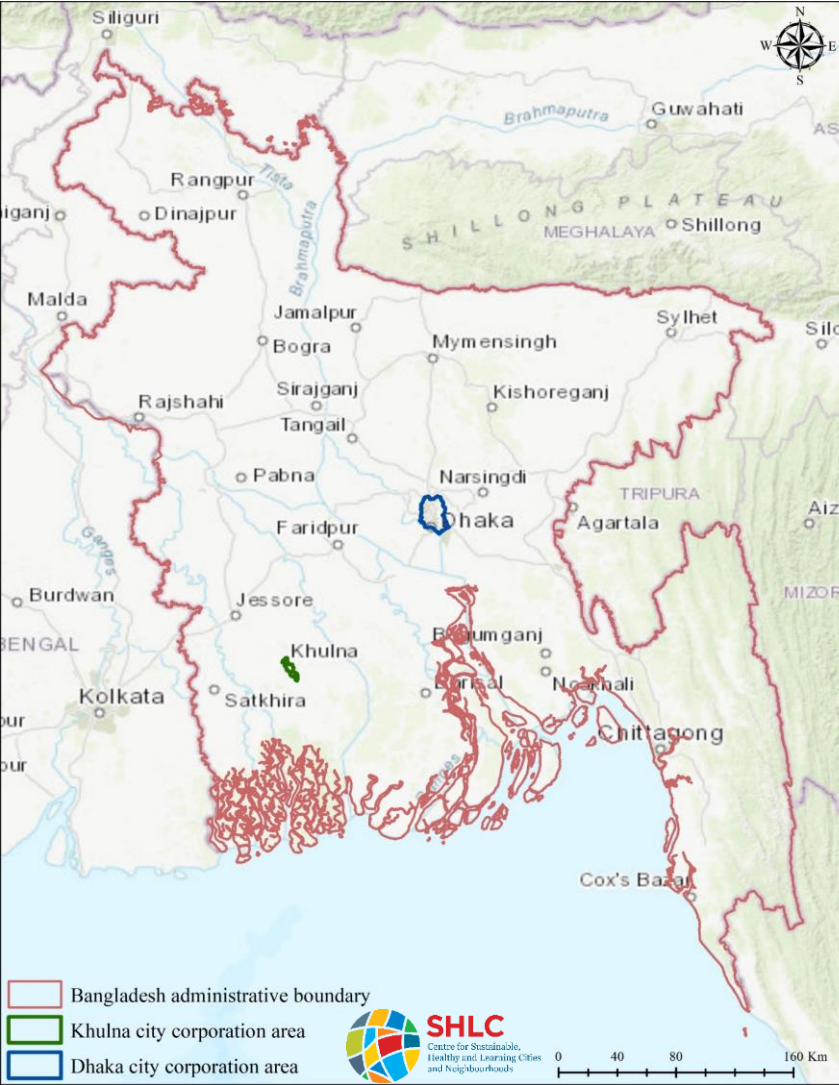


Learning Cities
Networks

A worldwide perspective on local possibilities...



SHLC
Centre for Sustainable,
Healthy and Learning Cities
and Neighbourhoods



Facts of Dhaka City

- The **307 sq.km** city is home of **over 10 million people** with **42.49% internal migrants**
- With **urbanisation rate of 5%** the city contributes to **36% of the national GDP**
- **54%** of the total population are **employed in Agricultural sector, business and manufacturing** sectors
- **25% of the city residents** are engaged in the **informal employment sector**
- **Unemployment rate** is as high as **27%**.
- Around **34% of the households are living below the poverty line.**
- The **growth rate of the slum population is 9%**.
- **Poor access to urban amenities** including health and quality education facilities
- **Air pollution, severe traffic congestions, the deficit of housing supply, and waste management**

Facts of Khulna City

- The **45.65 sq.km** city is home of **771 thousand population** with **43% migrants**
- **Population** growth rate **3.5%** & **Built-up area** growth rate **4.87%**
- Collapse of the industries resulted in **20% decrease in employment** from the industry and manufacturing
- **20.5% people** are employed in the **informal sector**
- With lack of decent work opportunity the **unemployment rate is 9%**
- **20% population lives in slums**
- **20%** of the total households live **below the poverty line**, **40%** people are **poor**
- **Poor coverage of urban services** including health and quality education facilities
- **Open space** including the park, stadium, the urban green covers **1.13% of land use**
- **Traffic congestion, environmental pollution, social segregation, waterlogging and flash flood**

Opportunities of higher education

Dhaka

74.55%

13.3%

8.6%

41

19

Khulna

72.68%

58.69%

41.31%

5

8

Literacy rate

Male enrollment in
higher education

Female enrollment
in higher education

Number of
universities for
formal higher
education

Number of
technical and
vocational
institutes

Photo credit: Sarkar, 2020

Photo credit: taufiq.mahbub.

Vision for Change



Vision:

“Lifelong learning from cradle to grave irrespective of social class, religion or ethnicity”

Objective:

- Learning beyond formal education.
- Education as the key to foster equity, social cohesion and active citizenship.

Vision for Change

Vision:

“Reinforce inclusive entrepreneurship ecosystem for economic growth”

Objective:

- Strengthen the entrepreneurial capacity of the migrant & poor.
- Policy influence to provide financial and technological support.



Thanks for Being With...